

## **HD60 Product overview**

**HD Door Matting Solutions** is a European company with lots of experience in dealing professional entrance area cleaning systems. Considering the needs of our customers, market trends and the results of our detailed market research, we recently started production of our own, original entrance matting systems.

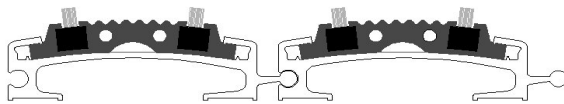

To create these systems, our Research & Development team studied all modern trends in entrance cleaning systems, as well as the properties of world leading models of doormats. Building on their strengths and improving on their weaknesses led to our own unique product, which combines outstanding cleaning properties with perfect design. The result is really **Heavy Duty** product, responding to the **Highest Demands** of our customers. A **High Durability** product which meets all the requirements of the **High Density** areas – e.g. shopping centers and malls, office buildings, hospitals, industrial facilities, restaurants and coffee shops, as well as the simple, but important, needs of our homes. We bring together exceptional durability, **High-speed Delivery** and competitive pricing. That's why the letters “**HD**” became part of our brand and company identity.

Entrance mats from the **HD60** series are especially developed for entrance areas with heavy to extreme traffic - office buildings, hospitals, supermarkets, shopping malls, etc. They are all closed-type entrance mats - the dirt is trapped in special grooves between the profiles, where it can be easily vacuumed or swept off. The same grooves channel the water to flow freely sideways in the mat well. In addition, their design gives ladies the confidence of free walking, even with their most elegant high-heeled shoes. No heel can be trapped into the 5mm wide groove. The rigidity of the specially designed profiles exceeds by far the standards on the market. Wall thickness of the profile varies from 1.5mm to 3mm in the most stressed areas of the aluminum profile. The arc type construction contributes to the better distribution of static and dynamic loads and stresses. The capability of **HD60** series to take static and dynamic loads exceeds significantly the performance of the most well-known European products. Heavy wheel traffic, as in airports or supermarkets and shopping malls, is welcome on our **HD** doormats, because they are especially designed to meet the highest demands in such areas.

You can choose among the following models:

### 1. HD60 Brush


This mat consists of aluminum profiles, EPDM rubber inserts, and two rows of PA6 brushes. The HD60 Brush combines the cleaning properties of the highly durable EPDM rubber with the ability of the thin PA6 brushes to touch every single part of the shoe soles. The inserts are made out of high quality raw materials so they can meet the highest standards for long lasting and effective cleaning. The UV stability of the EPDM and the brushes allows usage both outdoors and indoors. This type of mat can be installed in the first two cleaning zones - coarse dirt collection and fine dust removal.



HD60 Brush mat is offered with an EPDM rubber insert in black color and brushes in basalt gray.

### 2. HD60 Rubber

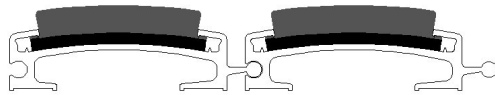

This model is made of EPDM inserts over aluminum profiles, and effectively removes coarse dirt, mud particles, little stones and sand. Rubber inserts are extruded from high quality UV stabilized EPDM rubber, resistant to outdoor conditions. This is the best choice for durability, coarse dirt removal and slip resistance. HD60 Rubber mats can be used in the first two cleaning zones - coarse dirt collection and fine dust removal.



HD60 Rubber mat is produced with an EPDM rubber insert in black color.

### 3. HD60 Brush Active

This model is made of aluminum profiles with inserts, made of highly durable Coral Brush Active carpet, with a pile made of 100% PA BCF, with thick polyamide monofilament fibers, which act like thousand tiny brushes, efficiently removing the dirt and cleaning the shoe soles. Due to its cut pile structure, the carpet can be easily vacuum cleaned and has good moisture absorption properties. HD60 Brush Active mats are suitable for both outdoor and indoor use. They can be installed in all three cleaning zones - coarse dirt collection, fine dust removal and moisture absorption.



HD60 Brush Active mat is offered with an insert in four colors – black, graphite, coir and marine.

### 4. HD60 Carpet

The HD60 Carpet is made of aluminum profiles with inserts, made of high quality rib carpet with excellent moisture absorption and cleaning properties. This mat eliminates dust and moisture in the most effective way, and is used mostly in interior areas, dedicated to second and third zone for fine cleaning and moisture control.



HD60 Carpet mat is offered with an insert in four colors – anthracite, grey, beige and cocos.

HD60 Technical Specification				
Product	HD60 Carpet	HD60 Brush Active	HD60 Brush	HD60 Rubber
Maximum length per module	3 000 mm	3 000 mm	3 000 mm	3 000 mm
Maximum width per module	2 700 mm	2 700 mm	2 700 mm	2 700 mm
Maximum weight per module	30 kg	30 kg	30 kg	30 kg
Construction	closed	closed	closed	closed
Total height	24 mm	23 mm	24 mm	22 mm
Body height	17 mm	17 mm	17 mm	17 mm
Thickness of the profile	up to 3 mm	up to 3 mm	up to 3 mm	up to 3 mm
Insert material	carpet (RIB)	Coral Brush Active	EPDM rubber with 2 PA6 brush inserts	EPDM rubber
Insert color and design	anthracite / gray / beige / cocos.	black / graphite / coir / marine	black with basalt gray brushes	black rubber
Pile material	100 % Polypropylene	100 % Polyamide BCF	N / A	N / A
Level of traffic	very heavy to extreme	very heavy to extreme	very heavy to extreme	very heavy to extreme
Application area	Indoor	Indoor and outdoor	Indoor and outdoor	Indoor and outdoor
Cleaning zone	zone 2, zone 3	all three zones	zone 1	zone 1
Suitable for wheel traffic	YES	YES	YES	YES
Slip resistance	R9	R9	R9	R9
Static load ( kg / 100 cm <sup>2</sup> )	>10000	>10000	>10000	>10000
Total weight ( kg/m <sup>2</sup> )	13 kg/m <sup>2</sup>	14 kg/m <sup>2</sup>	16 kg/m <sup>2</sup>	16 kg/m <sup>2</sup>

All doormats from our **HD60** series can be ordered in any combination of inserts, according to the cleaning properties needed and the customer preferences. So the choice of a total of 9 (nine) models of mats can satisfy every customer's needs and expectations.

Our **HD60** line is made to order, according to the customer requested size and type. In 3-5 (three to five) days, your mat will be produced and delivered. Thanks to our forwarding partners we can deliver fast and cost effective throughout Europe.

We use only selected, high quality components in our products. Every single part of our door matting is made in Europe, and comes with quality certificates. Before leaving our factory every single mat passes through extensive quality testing, taking in account 8 (eight) different quality criteria. That is why we are proud to offer **5 (five) years** warranty for all entrance mats from our **HD60** series.

Our team is always at your disposal for further questions, special requests and customer support.